
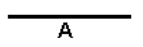
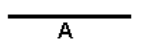
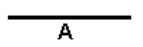
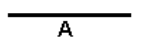
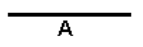

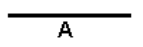
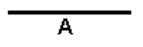
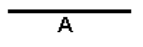
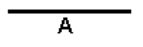
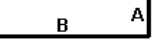
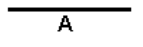
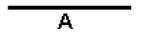
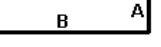
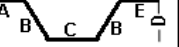
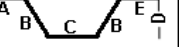
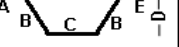
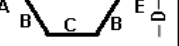
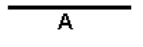

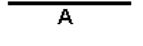




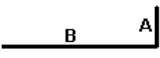
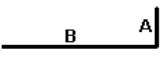
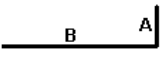
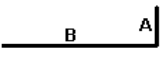
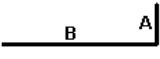
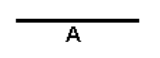
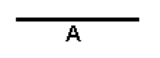




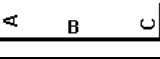



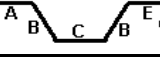



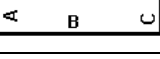
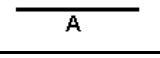
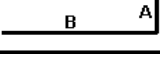
Ref. 3-ST-8TH-RNF-098																
Contractor		Alghanim International							Page		1 of 8					
Project		Kuwait Cancer Center							Prepared By							
Zone		Block-Tower W2 - Part G-BEAM REINF.							Rev.		0		Internal Rev.		0	
DrawingReference		SD-KCC-G-ST-8TH-RNF-098							Date Revised		18-07-17					
Date Prepared		18-07-17														

Bar Bending Schedule Conform To B.S 8666

Member	Bar Mark	Type	Size	N. of Mbrs	Bars In Each	Total Nos	Len. Of Bar mm	Shape Code	A	B	C	D	E/R	Shape	Total Wght (Kg.)
									F	G	H	I	J		
									mm	mm	mm	mm	mm		
BEAM AT GRID B3 AND BETWEEN GRIDS BA AND BE															
B2	1	T	20	1	2	2	6000	0	6000						29.6
B1	2	T	20	1	6	6	9100	0	9100						134.64
B2	3	T	20	1	2	2	5000	0	5000						24.66
B1	4	T	20	1	6	6	10100	0	10100						149.46
B2	5	T	20	1	2	2	6000	0	6000						29.6
B1	6	T	20	1	6	6	10195	11	9950	300					150.84
B2	7	T	20	1	2	2	6000	0	6000						29.6
T1	8	T	25	1	6	6	6000	0	6000						138.72
T1	9	T	25	1	6	6	6000	0	6000						138.72
T1	10	T	25	1	6	6	6000	0	6000						138.72
T1	11	T	25	1	6	6	3430	11	3100	400					79.32
T2	12	T	20	1	2	2	6000	0	6000						29.6
T2	13	T	20	1	4	4	6000	0	6000						59.2
T2	14	T	20	1	4	4	3445	11	3200	300					34
T1	15	T	16	1	6	6	4400	46	500	225	2950	45	500		41.64
T1	16	T	16	1	6	6	3000	46	500	225	1550	45	500		28.38
T1	17	T	16	1	6	6	4000	46	500	225	2550	50	500		37.86
T1	18	T	16	1	6	6	4325	46	500	225	2875	50	500		40.92
EF	19	T	20	1	4	4	7510	0	7510						74.08
NF	20	T	20	1	2	2	11700	0	11700						57.7
EF	21	T	25	1	4	4	12000	0	12000						184.96
EF	22	T	25	1	4	4	8600	0	8600						132.56
T1	23	T	20	1	3	3	3375	11	300	3130					24.96
Page Weight \Total Weight														1789.74\9778.44	

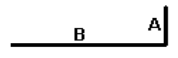
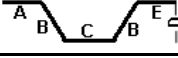



Contractor	Alghanim International	Page	2 of 8
Project	Kuwait Cancer Center	Prepared By	
Zone	Block-Tower W2 - Part G-BEAM REINF.	Rev.	0
DrawingReference	SD-KCC-G-ST-8TH-RNF-098	Internal Rev.	0
Date Prepared	18-07-17	Date Revised	18-07-17

Bar Bending Schedule Conform To B.S 8666

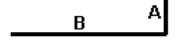
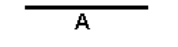


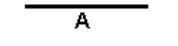



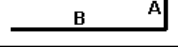


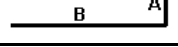


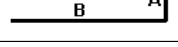
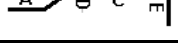
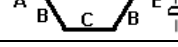
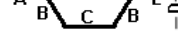
Member	Bar Mark	Type	Size	No. Of Mbrs .	No. of Bars in each	Total Nos	Length Of Each Bar mm	Shape Code	A	B	C	D	E/R	Shape	Total Wght (Kg.)
									F	G	H	I	J		
									mm	mm	mm	mm	mm		
T1	24	T	20	1	3	3	3675	11	300	3430					27.18
T2	25	T	20	1	1	1	3375	11	300	3130					8.32
T2	26	T	20	1	1	1	3675	11	300	3430					9.06
B1	27	T	20	1	3	3	10305	11	300	10060					76.23
B1	28	T	20	1	3	3	10605	11	300	10360					78.45
FF	29	T	20	1	2	2	12000	0	12000						59.18
T2	30	T	20	1	2	2	6000	0	6000						29.6
Link	31	T	10	1	43	43	1840	51	150	720	100	100			49.02
Link	32	T	12	1	84	84	2600	51	520	720	120	120			194.04
Link	33	T	16	1	107	107	2640	51	520	720	160	160			446.19
Link	34	T	12	1	148	148	1870	51	155	720	120	120			245.68
BEAM W2-8B-1 BETWEEN GRIDS BE AND BD -AND- B4 AND B6															
B1	1	T	25	1	6	6	8740	21	400	8075	400				202.08
B2	2	T	20	1	2	2	6000	0	6000						29.6
T1	3	T	25	1	6	6	2430	11	300	2200					56.16
T1	4	T	25	1	6	6	2430	11	2200	300					56.16
T1	5	T	16	1	6	6	4685	46	500	225	3235	45	500		44.34
EF	6	T	16	1	4	4	8075	0	8075						50.96
Link	7	T	10	1	38	38	2580	51	520	720	100	100			60.42
Link	8	T	10	1	38	38	1840	51	150	720	100	100			43.32
BEAM W2-8B-1 AT GRID A5 AND BETWEEN GRIDS AH AND AJ															
B1	1	T	25	1	6	6	10290	21	400	9625	400				237.9
B2	2	T	20	1	2	2	6000	0	6000						29.6
T1	3	T	25	1	6	6	3430	11	3100	400					79.32
Page Weight \Total Weight														2112.81\9778.44	

Contractor	Alghanim International	Page	3 of 8
Project	Kuwait Cancer Center	Prepared By	
Zone	Block-Tower W2 - Part G-BEAM REINF.	Rev.	0
DrawingReference	SD-KCC-G-ST-8TH-RNF-098	Internal Rev.	0
Date Prepared	18-07-17	Date Revised	18-07-17

Bar Bending Schedule Conform To B.S 8666

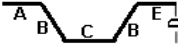
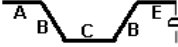
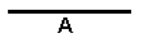
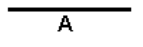
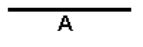
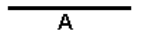
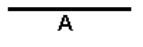
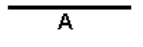
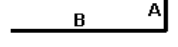
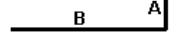

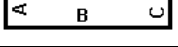
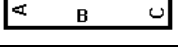








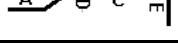
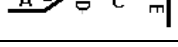

Member	Bar Mark	Type	Size	No. Of Mbrs	No. of Bars in each	Total Nos	Length Of Each Bar mm	Shape Code	A	B	C	D	E/R	Shape	Total Wght (Kg.)
									F	G	H	I	J		
									mm	mm	mm	mm	mm		
T1	4	T	25	1	6	6	3430	11	3100	400					79.32
T1	5	T	16	1	6	6	4435	46	500	225	2985	50	500		42
EF	6	T	16	1	4	4	9625	0	9625						60.76
Link	7	T	10	1	40	40	2580	51	520	720	100	100			63.6
Link	8	T	10	1	40	40	1840	51	150	720	100	100			45.6

BEAM AT GRID A5 AND BETWEEN GRIDS AK AND BF(PRIM)

B1	1	T	20	1	6	6	10195	11	300	9950					150.84
B2	2	T	20	1	2	2	6000	0	6000						29.6
B1	3	T	20	1	6	6	10100	0	10100						149.46
B2	4	T	20	1	2	2	6000	0	6000						29.6
B1	5	T	20	1	6	6	9850	0	9850						145.74
B2	6	T	20	1	2	2	6000	0	6000						29.6
B2	7	T	20	1	2	2	6000	0	6000						29.6
B2	8	T	20	1	2	2	3000	0	3000						14.8
T1	9	T	25	1	6	6	3230	11	400	2900					74.7
T1	10	T	20	1	6	6	6000	0	6000						88.8
T1	11	T	20	1	6	6	6000	0	6000						88.8
T1	12	T	32	1	6	6	3990	11	3580	500					151.14
T1	13	T	20	1	5	5	3275	34	1200	280	1550	50	300		40.4
T2	14	T	20	1	4	4	3145	11	300	2900					31.04
T2	16	T	20	1	2	2	3545	11	3300	300					17.48
T2	17	T	20	1	1	1	3225	34	1200	280	1500	50	300		7.95
T1	18	T	16	1	6	6	4500	46	500	225	3050	50	500		42.6
T1	19	T	16	1	6	6	4000	46	500	225	2550	50	500		37.86

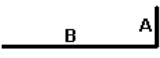
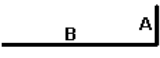
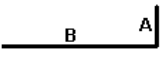
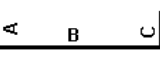
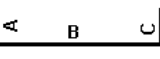
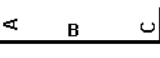
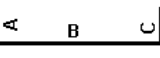
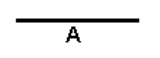











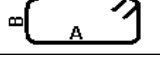



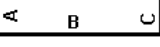
Contractor	Alghanim International	Page	4 of 8
Project	Kuwait Cancer Center	Prepared By	
Zone	Block-Tower W2 - Part G-BEAM REINF.	Rev.	0
DrawingReference	SD-KCC-G-ST-8TH-RNF-098	Internal Rev.	0
Date Prepared	18-07-17	Date Revised	18-07-17

Bar Bending Schedule Conform To B.S 8666

Member	Bar Mark	Type	Size	No. Of Mbrs .	No. of Bars in each	Total Nos	Length Of Each Bar mm	Shape Code	A	B	C	D	E/R	Shape	Total Wght (Kg.)
									F	G	H	I	J		
									mm	mm	mm	mm	mm		
T1	20	T	16	1	6	6	4000	46	500	225	2550	50	500		37.86
T1	21	T	16	1	6	6	4000	46	500	225	2550	50	500		37.86
EF	22	T	20	1	4	4	12000	0	12000						118.36
EF	23	T	20	1	4	4	12000	0	12000						118.36
EF	24	T	20	1	4	4	6100	0	6100						60.16
NF	25a	T	20	1	3	3	9150	0	9150						67.68
FF	25b	T	20	1	3	3	9285	0	9285						68.7
FF	26	T	16	1	2	2	4985	0	4985						15.74
T1	27	T	32	1	5	5	3845	11	3435	500					121.35
T1	28	T	32	1	6	6	3820	11	3410	500					144.72
B1	29	T	32	1	3	3	10865	21	500	10040	500				205.77
B1	30	T	32	1	1	1	10405	21	500	9580	500				65.69
B1	31	T	32	1	1	1	10560	21	500	9735	500				66.67
B1	32	T	32	1	1	1	10225	21	500	9400	500				64.55
T2	33	T	20	1	2	2	6000	0	6000						29.6
B1	34	T	20	1	5	5	5330	11	5085	300					65.7
B1	35	T	20	1	1	1	5015	11	4770	300					12.37
Link	36	T	12	1	181	181	2600	51	520	720	120	120			418.11
Link	37	T	10	1	181	181	1840	51	150	720	100	100			206.34
Link	38	T	16	1	74	74	3840	51	720	1120	160	160			448.44
Link	39	T	12	1	63	63	3050	51	345	1120	120	120			170.73
T1	41	T	20	1	1	1	2960	34	1200	280	1235	50	300		7.3
T2	42	T	20	1	1	1	2910	34	1200	280	1185	50	300		7.18
NF	43	T	16	1	2	2	4770	0	4770						15.06

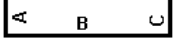
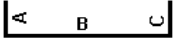
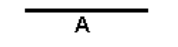
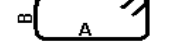

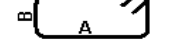

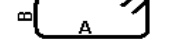
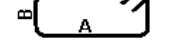
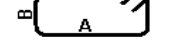













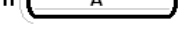
Contractor	Alghanim International	Page	5 of 8
Project	Kuwait Cancer Center	Prepared By	
Zone	Block-Tower W2 - Part G-BEAM REINF.	Rev.	0
DrawingReference	SD-KCC-G-ST-8TH-RNF-098	Internal Rev.	0
Date Prepared	18-07-17	Date Revised	18-07-17

Bar Bending Schedule Conform To B.S 8666

Member	Bar Mark	Type	Size	No. Of Mbrs .	No. of Bars in each	Total Nos	Length Of Each Bar mm	Shape Code	A	B	C	D	E/R	Shape	Total Wght (Kg.)
									F	G	H	I	J		
									mm	mm	mm	mm	mm		
T1	44a	T	32	1	4	4	4030	11	500	3620					101.76
T1	44b	T	32	1	1	1	3725	11	500	3315					23.52
T1	44c	T	32	1	1	1	3390	11	500	2980					21.4
B1	45	T	25	1	6	6	5980	21	400	5315	400				138.24
B2	46	T	25	1	4	4	5880	21	400	5215	400				90.64
T1	47	T	25	1	6	6	5980	21	400	5315	400				138.24
T2	48	T	25	1	4	4	5880	21	400	5215	400				90.64
NF	49	T	25	1	3	3	5315	0	5315						61.44
Link	50a	T	16	1	2	2	4230	51	915	1120	160	160			13.34
Link	50b	T	16	1	3	3	4260	51	930	1120	160	160			20.16
Link	50c	T	16	1	3	3	4290	51	945	1120	160	160			20.31
Link	50d	T	16	1	12	12	4310	51	955	1120	160	160			81.6
Link	50e	T	16	1	2	2	4290	51	945	1120	160	160			13.54
Link	50f	T	16	1	3	3	4260	51	930	1120	160	160			20.16
Link	50g	T	16	1	3	3	4220	51	910	1120	160	160			19.98
Link	50h	T	16	1	3	3	4380	51	990	1120	160	160			20.73
Link	50i	T	16	1	3	3	4120	51	860	1120	160	160			19.5
Link	50j	T	16	1	2	2	4080	51	840	1120	160	160			12.88
Link	50k	T	16	1	2	2	4030	51	815	1120	160	160			12.72
Link	50l	T	16	1	2	2	3980	51	790	1120	160	160			12.56
Link	50m	T	16	1	5	5	3920	51	760	1120	160	160			30.95
Link	50n	T	16	1	8	8	3940	51	770	1120	160	160			49.76
Link	51	T	12	1	53	53	3050	51	345	1120	120	120			143.63
B1	52	T	12	1	3	3	5665	21	200	5315	200				15.09

Contractor	Alghanim International	Page	6 of 8
Project	Kuwait Cancer Center	Prepared By	
Zone	Block-Tower W2 - Part G-BEAM REINF.	Rev.	0
DrawingReference	SD-KCC-G-ST-8TH-RNF-098	Internal Rev.	0
Date Prepared	18-07-17	Date Revised	18-07-17

Bar Bending Schedule Conform To B.S 8666

Member	Bar Mark	Type	Size	No. Of Mbrs .	No. of Bars in each	Total Nos	Length Of Each Bar mm	Shape Code	A	B	C	D	E/R	Shape	Total Wght (Kg.)
									F	G	H	I	J		
									mm	mm	mm	mm	mm		
T1	53	T	12	1	2	2	5665	21	200	5315	200				10.06
T1	54	T	20	1	1	1	5605	21	200	5315	200				13.82
EF	55	T	16	1	2	2	5315	0	5315						16.78
Link	56a	T	16	1	2	2	4600	51	2000	220	160	160			14.52
Link	56b	T	16	1	3	3	4630	51	2015	220	160	160			21.93
Link	56c	T	16	1	3	3	4660	51	2030	220	160	160			22.05
Link	56d	T	16	1	12	12	4680	51	2040	220	160	160			88.68
Link	56e	T	16	1	2	2	4660	51	2030	220	160	160			14.7
Link	56f	T	16	1	3	3	4630	51	2015	220	160	160			21.93
Link	56g	T	16	1	3	3	4590	51	1995	220	160	160			21.72
Link	56h	T	16	1	3	3	4750	51	2075	220	160	160			22.5
Link	56i	T	16	1	3	3	4490	51	1945	220	160	160			21.27
Link	56j	T	16	1	2	2	4450	51	1925	220	160	160			14.04
Link	56k	T	16	1	2	2	4400	51	1900	220	160	160			13.88
Link	56l	T	16	1	2	2	4350	51	1875	220	160	160			13.72
Link	56m	T	16	1	2	2	4290	51	1845	220	160	160			13.54
Link	56n	T	16	1	4	4	4220	51	1810	220	160	160			26.64
Link	56o	T	16	1	4	4	4120	51	1760	220	160	160			26
Link	56p	T	16	1	3	3	3940	51	1670	220	160	160			18.66
Link	57a	T	16	1	2	2	2320	99	2000		160				7.32
Link	57b	T	16	1	3	3	2335	99	2015		160				11.04
Link	57c	T	16	1	3	3	2350	99	2030		160				11.13
Link	57d	T	16	1	12	12	2360	99	2040		160				44.64
Link	57e	T	16	1	2	2	2350	99	2030		160				7.42

0\9778.44

Ref. 3-ST-8TH-RNF-098													
Contractor		Alghanim International								Page		8 of 8	
Project		Kuwait Cancer Center								Prepared By		AABCO	
Zone		Block-Tower W2 - Part G-BEAM REINF.								Checked By			
DrawingReference		SD-KCC-G-ST-8TH-RNF-098								Rev.	0	IR.	0
Date Prepared		18-07-17								Date Revised		18-07-17	
Bar Bending Schedule Conform To B.S 8666													
Wt	10	12	16	20	25	32							
Diameter Wise(kg)	468.3	1197.34	2358.63	2648.39	2117.84	987.94							
										Grand Total (kg)		9778.44	

P.S. Editing cells in the main pages would not update the numbers on this page

