
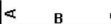




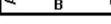
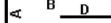




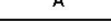

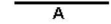








													Ref.	SE-CTJ-01CV-SCH-40762		
Contractor												Page		1 of 2		
Project												Prepared By		AABCO		
Zone		Air field-Box Drains-17-03-10										Checked By				
DrawingReference		SE-CTJ-CVDR-D-975SLXX-40762										Rev.		Internal Rev.		
Date Prepared												Date Revised				
Bar Bending Schedule Conform To B.S 8666																
Member	Bar Mark	Type	Size	No. Of Mbrs .	No. of Bars in each	Total Nos	Length Of Each Bar mm	Shape Code	A	B	C	D	E/R	Shape	Total Wght (Kg.)	
									F	G	H	I	J			
									mm	mm	mm	mm	mm			
Top Reinf.																
Chair	41	T	12	11	140	1540	1445	98	400	220	350	350			1971.2	
T2&B2	15-9.	T	10	11	56	616	780	21	300	220	300				295.68	
T2&B2	15-10.	T	10	11	16	176	930	21	300	370	300				100.32	
T2&B2	15-11.	T	10	11	16	176	870	21	300	310	300				95.04	
T2&B2	15-12.	T	10	11	16	176	810	21	300	250	300				88	
T2&B2	15-13	T	10	11	20	220	1035	21	300	475	300				140.8	
T1	13	T	12	11	476	5236	1900	0	1900						8848.8	
B1	7A	T	12	11	238	2618	1150	14	125	115	1075				2670.4	
B1	7B	T	12	11	357	3927	2000	15	1000	690	1000				6990.1	
T1	14	T	25	11	357	3927	2275	0	2275						34440	
B1	12	T	14	11	119	1309	9590	0	9590						15158	
Link	16	T	10	11	720	7920	455	22	120	260	60	75			2217.6	
Side	15-28.	T	10	11	8	88	980	11	500	500					52.8	
B2	15	T	10	11	52	572	11820	0	11820						4169.9	
T2	15	T	10	11	62	682	11820	0	11820						4971.8	
Side	15-1	T	10	11	4	44	11820	0	11820						320.76	
Bottom Reinf.																
Chair	41	T	12	11	140	1540	1445	98	400	220	350	350			1971.2	
Vert	2	T	20	11	238	2618	2450	11	1055	1450					15813	
B1	1	T	12	11	476	5236	1900	0	1900						8848.8	
T1	7C	T	12	11	238	2618	1150	14	125	115	1075				2670.4	
T1	7D	T	12	11	357	3927	2000	15	1000	690	1000				6990.1	
B1	3	T	25	11	357	3927	2275	0	2275						34440	
Page Weight \Total Weight													153264.1 \ 242202.02			

													Ref.	SE-CTJ-01CV-SCH-40762		
Contractor												Page		2 of 2		
Project												Prepared By		AABCO		
Zone		Air field-Box Drains-17-03-10										Checked By				
DrawingReference		SE-CTJ-CVDR-D-975SLXX-40762										Rev.		Internal Rev.		
Date Prepared												Date Revised				
Bar Bending Schedule Conform To B.S 8666																
Member	Bar Mark	Type	Size	No. Of Mbrs .	No. of Bars in each	Total Nos	Length Of Each Bar mm	Shape Code	A	B	C	D	E/R	Shape	Total Wght (Kg.)	
									F	G	H	I	J			
								mm	mm	mm	mm	mm				
T1	6	T	14	11	119	1309	9590	0	9590						15158	
T2&B2	15-9.	T	10	11	56	616	780	21	300	220	300				295.68	
T2&B2	15-10.	T	10	11	16	176	930	21	300	370	300				100.32	
T2&B2	15-11.	T	10	11	16	176	870	21	300	310	300				95.04	
T2&B2	15-12.	T	10	11	16	176	810	21	300	250	300				88	
T2&B2	15-13	T	10	11	20	220	1035	21	300	475	300				140.8	
Link	16	T	10	11	720	7920	455	22	120	260	60	75			2217.6	
Vert	4	T	12	11	238	2618	1500	11	135	1390					3481.9	
Vert-Start	5	T	14	11	357	3927	2455	21	1185	140	1185				11663	
Side	15-28.	T	10	11	8	88	980	11	500	500					52.8	
B2	15	T	10	11	62	682	11820	0	11820						4971.8	
T2	15	T	10	11	52	572	11820	0	11820						4169.9	
Side	15-1	T	10	11	4	44	11820	0	11820						320.76	
Wall Reinf.																
Vert	10	T	20	11	238	2618	2450	11	1055	1450					15813	
Hor.	15-20.	T	10	11	32	352	1140	21	500	180	500				246.4	
Vert	9	T	12	11	238	2618	1500	11	135	1390					3481.9	
Vert	8	T	14	11	238	2618	1050	0	1050						3324.9	
Hor.	15-24.	T	10	11	48	528	1160	21	500	200	500				380.16	
Hor.	15-1.	T	10	11	80	880	11820	0	11820						6415.2	
Vert	11	T	14	11	357	3927	3455	21	1685	140	1685				16376	
Dowels																
Dowels	20	T	20	2	49	98	600	0	600						145.04	
Page Weight \Total Weight																
													88937.92 \ 242202.02			